










A COLORFUL HYPOTHESIS

What Color Will You Get? Make a Hypothesis!

What to Do:

-  In the Color columns, use a marker to make a dot for each drop of color you plan to mix in the water. Use up to 5 drops per color. The first row shows an example.
-  In the Hypothesis column, use a marker to show what color you THINK you will get when you mix the two colors.
-  In the Results column, use a marker to show what color you DID get when you mixed the two colors. Was your hypothesis right? If not, don't worry. The important thing is to stay curious, and to learn from your results.

Color 1	Color 2	Hypothesis	Results
			 ✓