



Education
IOWA PBS




LITERACY ACTIVITY BOOK



**Anytime is
Learning Time**

TABLE OF CONTENTS

| | |
|--|-----------|
| Super Why: Blends | 2 |
| Daniel Tiger: Sequencing | 3 |
| Wild Kratts: Informational Text | 4 |
| Elinor Wonders Why: Predicting | 5 |
| Alma's Way: Hearing and Describing | 6 |
| Cat in the Hat: Rhyming | 7 |
| Xavier Riddle: Passage/Informational Text | 8 |
| Molly of Denali: Journaling | 9 |
| Hero Elementary: Fiction and Nonfiction | 10 |
| Education Support (Parent Page) | 11 |



Scavenger Hunt

Find a circled letter on each page to spell out the secret message on the last page.

Pick the Blend

Choose the correct blend to complete the word.

dr

fr

tr

br

cr



___og




___uck



___um



___ush



___unk



___op



___uit



___ink



___ab



Super
WHY!



___ee


Wash Your Hands

Hand washing is important for staying healthy.


The following steps are not in order.

Can you fix them by numbering the steps?


The first one has been done for you.



Back of hands



Fingernails



Rinse hands



Apply soap

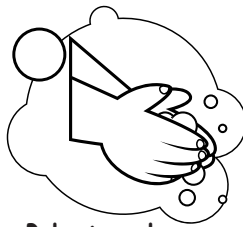



Wrists

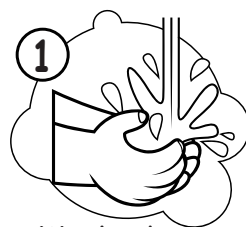


Dry hands


**DANIEL TIGER'S
NEIGHBORHOOD**




Palm to palm



Wet hands




Between fingers




Base of thumbs

Draw a Creature

In the box below draw a creature.




In the space below describe your creature and its behaviors.




Predicting

Draw what you think will happen next in the box.




Slipping
on a
banana
peel



Letting
go of a
balloon




Dropping
an
egg



Hearing & Describing


Alma hears music and the subway rumbling in her neighborhood. Step outside in your neighborhood and listen. What sounds do you hear? What might be making those sounds? Use this page to draw and write about the sounds in your neighborhood.






Rhyming

Match the rhyming words and write them in the stripes in the hat.



- | | | | | | |
|------|-------|-------|--------|------|-------|
| make | ram | mat | dish | hall | cook |
| look | wall | wish | pat | Sam | shake |
| bake | shook | mall | squish | sat | jam |
| that | am | swish | rake | hook | fall |



Informational Text

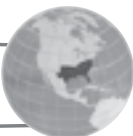


Zora Neale Hurston

Stories are best when you share them with others!



**XAVIER
RIDDLE**
AND
THE SECRET MUSEUM



Zora Neale Hurston was a writer. She grew up in the South. Many of her stories take place there.

The southern part of the United States is sometimes called the South.

Making Up Stories

Zora Neale Hurston was born in Alabama in 1891. She moved to Eatonville, Florida when she was three years old.

When Zora was little, she listened to her neighbors tell stories. She also made up her own. Zora used her own homemade dolls to tell stories. She gave them names like Ms. Corn Shuck and Mr. Sweet Smell. In her stories, her dolls had many adventures!

Amazing Fact!

Young Zora made dolls out of soap, a spool of thread, a doorknob, and a cornhusk!



Photo by John Morgan

This is an example of a cornhusk doll.

Take a Closer Look

- Zora liked to tell stories, even when she was little. Underline what Zora used to tell stories when she was a girl.
- Zora grew up in the South. What part of this reading tells us what the South is?

Zora was a great storyteller. We can learn a lot about people and life back then by reading Zora's stories.



- What story would you like to share?

Writing Stories

Over the years, Zora moved a lot. She lived with different family members and friends in the South. She met many people. She wanted to know how people were the same and how they were different. She shared their stories with others. She also wrote stories about her life in the South.



This is a photograph of Zora Neale Hurston.

Sharing Stories



Zora wrote poems, plays, and books. She was one of the few Black women who was published at the time. Her stories have been printed and sold all over the world!

Journaling a Bird

Name of bird _____

In the box below draw what the bird looks like.

Identifying features:




Describe the bird's call and songs:

Describe the bird's habitat:

Other facts you may know:



Fiction and Non-fiction






Cut and paste the non-fiction books here:


| | | |
|-------|-------|-------|
| paste | paste | paste |
|-------|-------|-------|

Cut and paste the fiction books here:

| | | |
|-------|-------|-------|
| paste | paste | paste |
|-------|-------|-------|

Write your own title for a non fiction and a fiction book.






THE SECRET MESSAGE REVEAL BOX

Write down each circled letter on it's page numbered line below?

2 3 4 5 6 7 8 9 10 11

Education
IOWA  PBS

Visit Iowa PBS  Education online to find educational content, event information and to connect with our staff.

Be sure to sign up for our newsletters.
lowapbs.org/Education

Follow Iowa PBS Education on Facebook, Twitter and Pinterest for resources and upcoming events.



@IowaPBSEducation

PBS
KIDS **FOR**
PARENTS

Explore PBS for Parents, a trusted source for information on child development, early learning and expert tips on raising children.

Enjoy educational kids activities and fun games for toddlers, preschoolers and children of all ages inspired by your child's favorite PBS KIDS programs!

pbs.org/parents